



# PRODUCTION AND USE OF GENDER STATISTICS in GEORGIA



**GOGITA TODRADZE**

Executive Director

National Statistics Office of Georgia

7-8 November, New York, USA

# GENDER STATISTICS AT GEOSTAT



PRODUCTION OF GENDER STATISTICS AT GEOSTAT  
STARTED AT THE END OF 1990S



**Statistiska centralbyrån**  
Statistics Sweden



# FIRST STEPS IN GENDER STATISTICS



## BOOKLET “WOMEN AND MEN IN GEORGIA”



10 editions of “women and men” were published  
Since 1999

Every booklet, compared to the previous ones, is  
closer to the world statistical standards

The booklet represents a simple, but an effective  
Tool to attract attention towards gender data



# DEVELOPMENT OF GENDER STATISTICS



## SINCE 2009 THE NEW LAW ON OFFICIAL STATISTICS OF GEORGIA

Development of gender statistics comprises the following aspects:

- Increasing the number of available gender-disaggregated indicators
- Improvement of data dissemination
- Strengthening dialogue with users



# PRODUCTION OF GENDER STATISTICS



- Production of gender statistics has been very positively influenced by the active nationalization process of SDG indicators in the country
- The UNECE's minimum set of gender indicators showed that despite producing most of indicators, the gaps were mostly related to indicators derived from different surveys (VAW and time use)

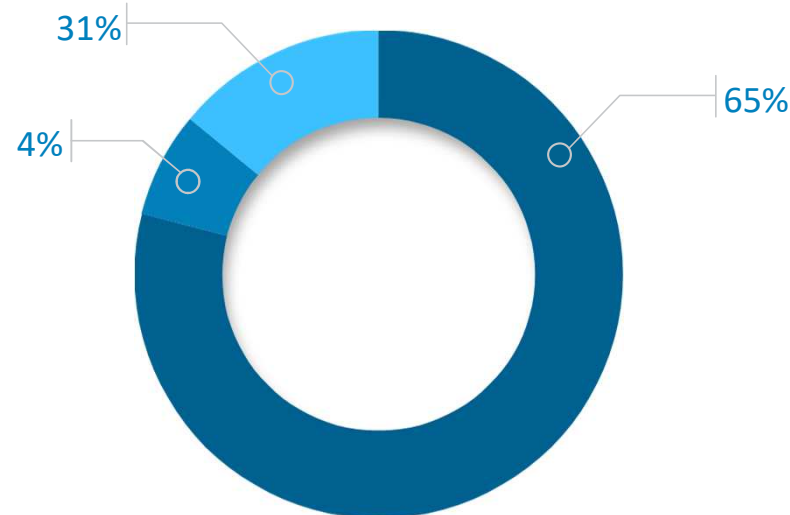


# Georgia and Sustainable Development Goals



## Data ecosystem - Access to basic data

	Total	Available	Partial	Unavailable
SDG1	11	10	0	1
SDG2	12	4	1	7
SDG3	36	31	2	3
SDG4	19	5	2	12
SDG5	18	11	0	7
SDG6	2	0	0	2
SDG7	5	3	0	2
SDG8	17	15	1	1
SDG9	9	9	0	0
SDG10	10	8	0	2
SDG11	2	2	0	0
SDG12	1	0	1	0
SDG13	1	0	1	0
SDG14	2	1	0	1
SDG15	6	4	0	2
SDG16	59	35	0	24
SDG17	5	3	0	2
<b>TOTAL</b>	<b>215</b>	<b>141</b>	<b>8</b>	<b>66</b>



SUSTAINABLE DEVELOPMENT GOALS

100 YEARS



# SURVEY ON VIOLENCE AGAINST WOMEN



## NATIONAL SURVEY ON VIOLENCE AGAINST WOMEN IN GEORGIA, 2017

### Violence against Women



"Any act of gender-based violence that results in or is likely to result in physical, sexual, or psychological harm or suffering to women, including threats of such acts, coercion or arbitrary deprivation of liberty, whether occurring in public or private life."

*United Nation's General Assembly definition, 1993*

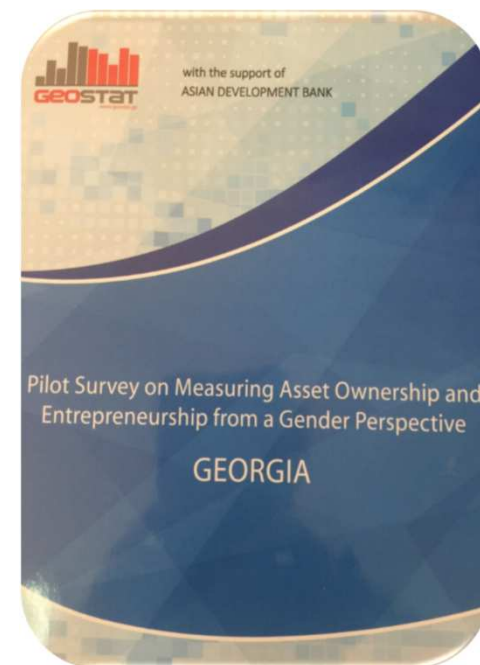


12% of women reported having experienced physical and/or sexual violence by an intimate partner, or sexual violence by a non-partner in their lifetime.

More than 1 in 4 women (27%) reported having experienced physical and/or sexual violence by an intimate partner, or sexual violence by a non-partner including during childhood, or sexual harassment in their lifetime.

# Other completed and ongoing projects

- ❖ Multi Indicator Cluster survey (MICS)
- ❖ Survey of Asset Ownership, by gender
- ❖ Time use survey





# Improve the use of gender statistics



**100 YEARS**

**Modern and  
effective system for data dissemination**

Widely introduce of PC Axis



Detailed releases



Easy and user friendly tables



Video clips



Infographics



GIF Animations



# New web page, android and IOS APP



100 YEARS



WWW.GEOSTAT.GE

NATIONAL STATISTICS OFFICE OF GEORGIA  
Reliable Data for Right Decisions!

100 YEARS

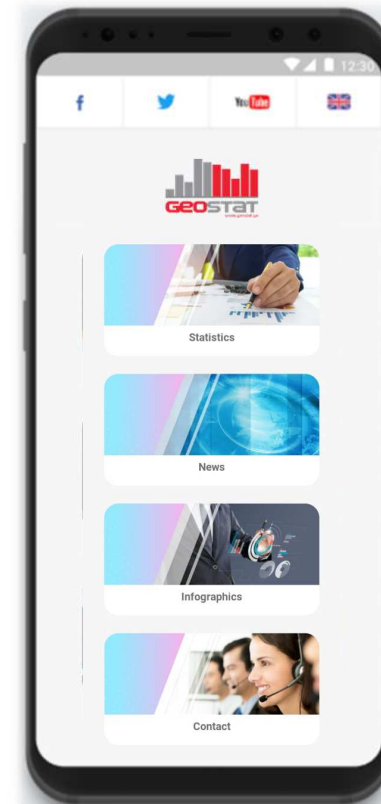
About Us Site Map Contact Search f t y +

STATISTICS PUBLICATIONS METHODOLOGY METADATA CALENDAR MEDIA SURVEYS LINKS PROJECTS

 Population, thousands 3 723.5	 GDP Per Capita (\$) 4 345.5	 GDP Real Growth Rate (%) 4.7	 Unemployment Rate (%) 12.7	 Inflation (%) 4.6
--------------------------------------	------------------------------------	-------------------------------------	-----------------------------------	--------------------------

26 July 2019  
Geostat Celebrated the 100th Anniversary  
[Read more](#)

Regional Statistics Infographic GIS Analysis Gender Statistics



Android & IOS



# GENDER STATISTICS PORTAL



POPULATION	HEALTH CARE	EDUCATION	SOCIAL SECURITY
HOUSEHOLDS	EMPLOYMENT AND UNEMPLOYMENT	INCOMES AND EXPENDITURES	ICT
BUSINESS SECTOR	AGRICULTURE	CRIME	INFLUENCE AND POWER

MAIN STATISTICS PUBLICATIONS LEGISLATION LINKS ABOUT GENDER GLOSSARY GE EN

A banner for the Health Care section, featuring a large teal cross icon with a white pulse line, overlaid on a background of hands shaking. The text "HEALTH CARE" is displayed in teal. Below the banner are five small circles, with the first one filled.

The GEOSTAT's website ([WWW.GEOSTAT.GE](http://WWW.GEOSTAT.GE)) Includes a separate link on gender statistics  
Since 2013 - gender statistics data are also uploaded in the PC axis format

A button for the Gender Statistics portal, featuring a blue and orange interlocking circle icon with a red 'X' in the center, set against a background of faint gender symbols. Below the icon, the text "Gender Statistics" is written in white on a blue background.

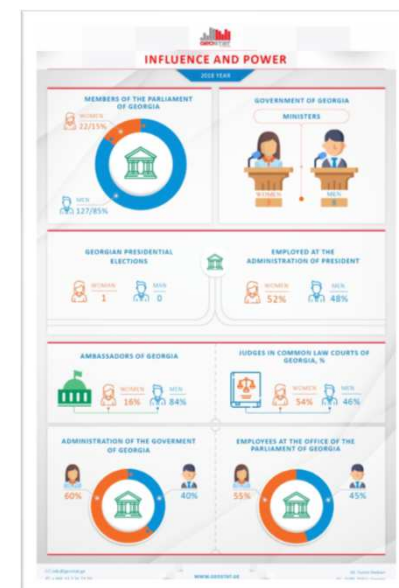
# Innovative data dissemination tools



National Statistics Office of Georgia  
**EMPLOYMENT AND UNEMPLOYMENT IN GEORGIA 2019**  
 I QUARTER  
 20.05.2019  
[www.geostat.ge](http://www.geostat.ge)

- 1 Detailed releases
- 2 Infographics
- 3 Video clips and GIF animations
- 4 Improved design
- 5 New products and services

100 YEARS



Salary Calculator

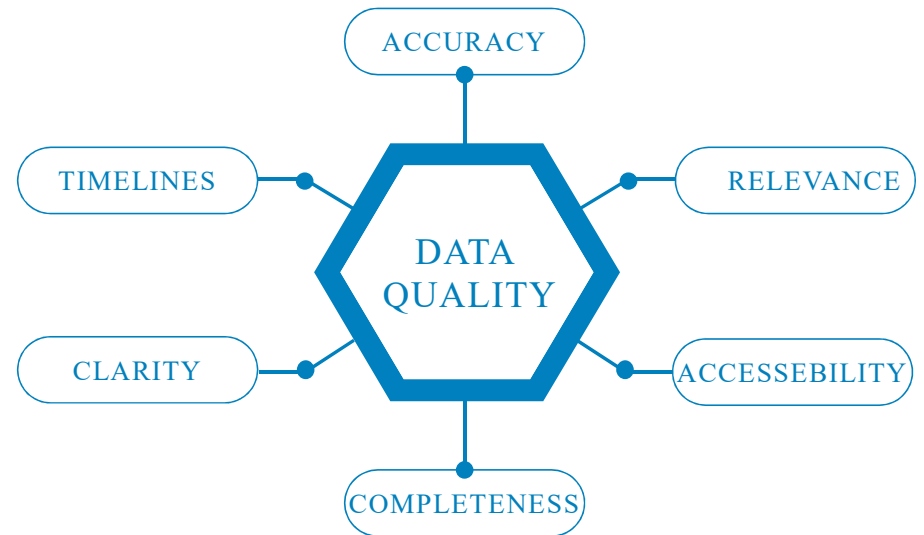
Gender Statistics

GIS Analysis

# Challenges



- Quality of administrative data
- Lack of disaggregated administrative and survey data
- Not sufficient financial and human resources
- Not complete metadata document



# Global Assessment of NSS



## Goals of Global Assessment:

- Evaluation the level of conformity with European statistical standards
- Evaluation of technical and organizational potential of NSS
- Evaluation of conformity with European statistical legislation (GLOS)
- Assessment the country's administrative potential in statistics
- Provide recommendations for further development of NSS
- Introduction of internationally recognized best practices in the country



# Assessment of Gender Statistics System



**MAKING  
EVERY WOMAN  
AND GIRL  
COUNT**

FLAGSHIP PROGRAMME INITIATIVE



United Nations Entity for Gender Equality  
and the Empowerment of Women



# National Statistical Development Strategy (NSDS) of Georgia



NSDS  
2020-2023



# Alternative sources and non-traditional methods



Use more and more administrative data

Establish modern and comprehensive data collection system

Looking for alternative data sources and modern technologies



# COOPERATION AND COMMUNICATION WITH USERS



100 YEARS

ACTIVE COOPERATION WITH USERS,  
CONDUCT MEETINGS AND WORKSHOPS

Define the role and responsibilities of relevant institutions, involved in the system

Improve communication at different levels

Conduct dialogue with policymakers and the Government





# Future Plans



- ❑ Review and discuss data gaps
- ❑ Prioritize non-produced indicators
- ❑ Strengthen national statistical capacities and data collection system
- ❑ Implementation of international standards and requirements
- ❑ Interagency cooperation (Continue active cooperation with administrative institutions and main stakeholders)
- ❑ International cooperation (Active cooperation with international organizations and experts)
- ❑ working with data quality
- ❑ Asses and looking for new data sources





100 YEARS

**THANK YOU FOR YOUR ATTENTION!**

---

**GOGITA TODRADZE**

Executive Director

National Statistics Office of Georgia

[gtodradze@geostat.ge](mailto:gtodradze@geostat.ge)

[WWW.GEOSTAT.GE](http://WWW.GEOSTAT.GE)